

# LCO-157 – Dome Lantern



The Dome Lantern is an excellent foyer lighting piece. Elegant in an old gold finish, this lantern looks good in its simplicity without glass. The 10" real beeswax candles reach up to the gently curving rods that support this fixture.

DIMENSIONS: 18"SQ x 31"H  
CANOPY: 6" Round  
MATERIAL: Steel  
WATTAGE: 4/40C  
SHOWN IN: Spartina Gold  
FINISH: [Select finish](#)

TEAR SHEET: [Print](#)

Available in all LCO finishes

Handcrafted in the USA.

♡ + PROJECT BOARD

Please login to view your project board

# LCO-017 – Dafuskie Chandelier



The Dafuskie Chandelier has returned with a new look. The chandelier is an artful piece with long graceful arms and cord-like grasses that mimic our natural surroundings. This light has a dramatic elegance that is sure to enhance your home. The chandelier is customizable in scale and finishes to complement your design.

DIMENSIONS: 64"L x 38"W x 24"H (Grass) + STEM

CANOPY: 6" Round Sliding

MATERIAL: Steel

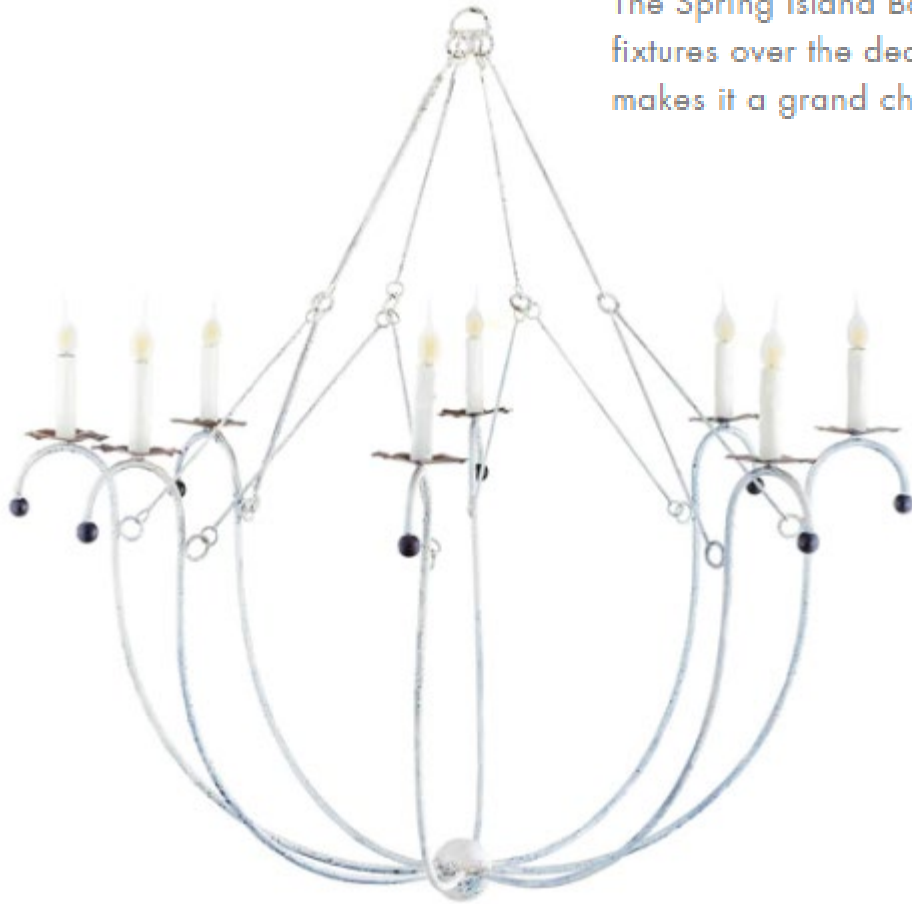
WATTAGE: 8/40C

SHOWN IN: Darkened Bronze, Old Gold



# LCO-019-LG – Large Spring Island Basket

The Spring Island Basket Chandelier is one of the most versatile and popular fixtures over the decades. It is light and airy and graceful for its size. This makes it a grand choice for any room design.



DIMENSIONS: 43"DIA x 43"H  
CANOPY: 6" Round  
MATERIAL: Steel  
SHOWN IN: Antique White  
WATTAGE: 8/40C  
FINISH: Select finish



# LCO-220 – Sea Grass Chandelier



The Seagrass Chandelier is a celebration of artful and majestic Southern luxury. A statement piece in any room with added movement and allure. Shown in the new palmetto finish with spartina gold accents.

DIMENSIONS: 43"DIA X 41"H  
CANOPY: 6" Round  
MATERIAL: Steel  
BULBS: 1/100W/E26/M  
SHOWN IN: Palmetto and Spartina  
FINISH: [Select finish](#)TEAR SHEET: [Print](#)

Handcrafted in the USA.

♡ + PROJECT BOARD

# LCO-196 – Drop Cluster Lantern



The Lowcountry Originals Drop Cluster Lantern is made of steel and features four candle covers. This sleek and contemporary take on a lantern chandelier works well in foyers and walkways and is available in multiple finishes.

DIMENSIONS : 24"DIA x 48"H

CANOPY : 6" Round

MATERIALS: Steel

WATTAGE: 4/40C

SHOWN IN: Matte Black and Brass



# LCO-189 – Wave Chandelier



---

The Eight-Light wave chandelier receives its name for the graceful arms that reach out to the crystal teardrops accented with the crystal sphere at the bottom of the chandelier. Finished in Champagne Mist, it is available in all LCO custom colors and handcrafted by local artisans.

DIMENSIONS: 62"DIA x 38"H  
CANOPY: 6" Round  
MATERIAL: Steel with Quartz Crystal Teardrops  
BULBS: 8/40C  
SHOWN IN: Solid Platinum  
FINISH: [Select finish](#) [TEAR SHEET: Print](#)

Handcrafted in the USA.

---

# LCO-227 – Colleton Sconce



The Colleton Sconce is a charming simplistic design. The clever handcrafted piece is customizable in scale and finishes to complement your home. Not sold as a pair.

DIMENSIONS : 4 1/2"W x 24"H x 6" EXT with 3" Bobeche

CANOPY: 4 1/2" Backplate

MATERIAL : Steel

WATTAGE : 1/40C

SHOWN IN: Palmetto green finish

# LCO-006-LG-Sconce – Single 24” Sconce



This single sconce is made of steel with a darkened bronze finish. This particular fixture works with both modern and traditional designs. It comes in 18 and 24-inch height and is also available with petite drum shade.

DIMENSIONS: 5"W X 24"H X 7"EXT

BACKPLATE: 5" X 6"

MATERIAL: Steel

WATTAGE: 1/40W/E12/C

SHOWN IN: Darkened Bronze



# LCO-077-Grande – Marsh Grande Chandelier



The Marsh Grass Grande Chandelier is a graceful, artistic lighting fixture for your home. Grand in size and adorned with natural oyster shells for added texture and beauty. Ideal for grand foyers and rooms with a view. A refined piece for any design.

DIMENSIONS: 51"DIA x 60"H

CANOPY: 6" Round

MATERIAL: Steel

BULBS: 6/40C

SHOWN IN: Old Gold and Darkened Bronze

# LCO-217-Sconce – Heritage Sconce



A piece of history for the present. Reminiscent of the lighting in Southern interior design, the Heritage sconce makes quite the statement in any application. The piece includes handcrafted ornate metal leaves with beeswax candle covers. Available in various finishes.

DIMENSIONS: 10"W X 24"H X 8"EXT

BACKPLATE: 5" x 5"

MATERIALS: Steel

WATTAGE: 1/40C

SHOWN IN: Darkened Bronze and Spartina

# LCO-156 – Belfair Chandelier



The Belfair is one of the more graceful chandeliers in our collection. The elegant swooping arms, with the functional rings and stems and beeswax candles covers encompass the true Lowcountry style.

The  
swax

DIMENSIONS: 75"W x 33"H

CANOPY: 6" Round

MATERIAL: Steel

WATTAGE: 8/40C

SHOWN IN: Darkened Bronze

WATTAGE: 8/40C

SHOWN IN: Darkened Bronze

## LCO-107 – Gas Replica Sconce with Matador Chimney



The Gas Replica Sconce with Matador Chimney is a piece of beauty. The delicate metalwork of the globe cup holder and the gentle swoop of the steel tubing adds to the sconces beauty and simplicity of the Lowcountry style. The steel material accepts all LCO custom finishes.

DIMENSIONS: 6"W x 30"H x 8" EXT

BLACK PLATE: 6" Round

MATERIAL: Brass cup/Steel frame

WATTAGE: 1/40C

SHOWN IN: Darkened Bronze

## LCO-043 – Laurel Bay Chandelier with Shell & Crystal



The Small Laurel Bay Chandelier's graceful design is a piece of living art in your home. Curved steel arms draped with natural oysters and elegant crystal quartz nuggets. This is quintessential Lowcountry style.

DIMENSIONS: 36"DIA x 36"H

CANOPY: 6" Round

MATERIAL: Steel

WATTAGE: 12/40C

SHOWN IN: Antique silver

# LCO-138 – Double Grande Marsh Grass Sconce



This versatile custom handcrafted Double Grande Marsh Grass Sconce is a design that lends itself to size variations. We have customized this sconce into many sizes from a single-arm up to as many as three arms. Beautiful no matter how you design it. Shown in Dark Bronze with Old Gold Leaves and available in a variety of finishes.

DIMENSIONS: 19"W x 33"H x 5"EXT

BACKPLATE: 5" x 10"

MATERIAL: Steel

WATTAGE: 2/40C

FINISH: Select finish SHOWN IN: Darkened Bronze and Old Gold



# LCO-234 – Two Tier Belfair Chandelier



The Double Tier Chandelier with Rods is a contemporary twist to the Circular Tubing piece in our collection. This large-scale chandelier is perfect for vaulted ceilings and larger rooms. A statement piece for any design.

DIMENSIONS: 75" DIA X 60"H

CANOPY: 6" ROUND

MATERIAL: Steel

BULBS: 16/40C

SHOWN IN: Black

FINISH: [Select finish](#)

TEAR SHEET: [Print](#)


Handcrafted in the USA.

# LCO-019-SM – Small Spring Island Basket with Nuggets & Shell



Small Basket Chandelier has graceful strands of quartz crystal nuggets and natural oyster shells. The chandelier is handcrafted in steel and lends itself to a variety of room design opportunities. It is available in all LCO custom finishes except brass and copper. Shown with real beeswax candle covers.

DIMENSIONS: 32"DIA x 34"H  
CANOPY: 6" Round  
MATERIAL: Steel  
SHOWN IN: Ocean Mist  
WATTAGE: 6/40C



# LCO-077 – Marsh Grass Chandelier



The Marsh Grass chandelier is an exquisite piece of art in your home. This chandelier is one of our most popular pieces. Ideal for applications over a dining table or as an accent to a foyer. It is a great solution for high ceilings because of its adaptable size.

DIMENSIONS: 36"DIA x 45"H

CANOPY: 6" Round

MATERIAL: Steel

BULBS: 6/40C

SHOWN IN: Palmetto and Rustic bronze

# LCO-148 – Teepee Sconce



TeePee Sconce with old world charm handcrafted with 10" metal candle sleeves shows its unique selling point. Embellished with handcrafted copper candle holder, an old gold finish on backplate and arm this piece adds a unique old-world charm to any designed space.

DIMENSIONS: 10"W X 15"H x 4" EXT

BACKPLATE: 5" Diamond

MATERIAL: Steel with Copper Bobeche

WATTAGE: 1/40W/E12/C

# LCO – 231 – Drop Cluster Pendant



The Drop Cluster pendant is the smart solution for smaller spaces. This petite piece is the perfect simple southern flair for your home. This piece can be customized in scale to fit the application.

DIMENSIONS: 30"DIA x 21"H

CANOPY: 6" Round

MATERIAL: Steel

SHOWN IN: Sand Dollar

WATTAGE: 4/40c

FINISH: Select finish

# LCO-IH-506 – Double Cross Bar



---

The vintage long bar chandelier now with double cross bars adds interest, balance, and an even more luminous glow. Perfect for dining rooms and kitchen islands.

DIMENSIONS: 60"L X 30"W X 36"H + CHAIN  
CANOPY: 6" X 24" CANOPY/BEESWAX CC  
MATERIAL: Copper  
SHOWN IN: Darkened Copper  
WATTAGE: 7/40C  
SHOWN IN: Darkened Copper  
FINISH: [Select finish](#)TEAR SHEET: [Print](#)



# LCO-032-Sconce – Single J Sconce



The Single J Sconce with its long loop adds to the elegance and simplicity of this piece. Shown in a dark bronze finish and beeswax candle cover, this sconce is equally as beautiful as the Double J Sconce.

DIMENSIONS : 24"H X 5"W X 8"EXT

BACKPLATE : 5" x 6"

MATERIAL : Steel

WATTAGE: 1/40W/E12/C

SHOWN IN : Darkened Bronze

# LCO-019-SM-Oval – Small Ark Oval Basket



DIMENSIONS: 60"L x 32"W x 29"H  
CANOPY: 5" x 14" Rectangular  
MATERIAL: Steel  
BULBS: 14/25C  
SHOWN IN: Ocean Mist

The handcrafted Small Ark Oval Basket is great over the island or any application that requires a rectangular shape. Its rustic and graceful shape lends itself well to coastal living. Available in all LCO custom finishes except brass and copper. Shown with real beeswax candle covers.



# LCO-F10-XB-TWIN – Hanging Day Bed with “X” Design



The X Design Hanging Day Bed allows relaxing in true Lowcountry style. This style dresses well with decorative pillows and cushions.

FINISH: Shown in Honey. Available in various [finishes](#).

DIMENSIONS: OD: 88"L x 44"W, ID: 76"L x 41"W

MATERIAL: Pine, Upcharge for Cypress.

HANGING HARDWARE: 4 point steel rod system. [See Installation.](#)

WEIGHT: 150 lbs

BEDDING: Mattress and Pillows sold separately.

TEAR SHEET: [Print](#)

## LCO-F10-BK-TWIN – Swinging day bed with back



Our Swinging Day Bed with a slanted back on a two-point hanging system is designed for comfort and movement. The deep seat incline allows you to lounge while enjoying a cool drink with a gentle swaying motion.

FINISH: Shown in Driftwood. Available in various [finishes](#).

DIMENSIONS: OD: 92"L X 44"W, ID: 76"L X 41"W

MATERIAL: Pine. Upcharge for Cypress


HANGING HARDWARE: 2 point steel rod system. [See Installation](#).

WEIGHT: 150 lbs

BEDDING: Mattress and Pillows sold separately.

TEAR SHEET: [Print](#)

# LCO-M30-CATTAIL



The handcrafted Cat Tail Mirror is quintessential Lowcountry. Beautiful, artisinally-made grass sits on top of a rectangular frame. Shown with darkened bronze cat tails, palmetto grass and antique platinum frame, the mirror can be made with any LCO custom finish.

DIMENSIONS: 36"W x 62"H

OD: 62"H

MATERIAL: Steel

SHOWN IN: Darkened Bronze with Palmetto and Antique Platinum



# LCO-M30-SHELL



Perfect for coastal decor, this heavily textured Oyster Shell Mirror is crafted with natural oyster shells gathered off the coast of Georgia.

DIMENSIONS: 32"W x 44"H OD

MIRROR: 23"W x 35"H ID

MATERIAL: Natural Oyster Shell and Pine

SHOWN IN: Oyster shell

FINISH: Natural Oyster Shells



# LCO-M30-PALM



The Palmetto Mirror is the perfect southern flair for your home. Handcrafted and two-toned, this statement mirror will add elegance to any wall.

DIMENSIONS: 21"W x 54"H OD  
MIRROR BASE: 219.5"W x 14.5"H ID  
SHOWN IN: Darkened bronze and Spartina

# Best Sellers – Sculptures

Only 2 sold:

1. LCO-S20-ACT
2. LCO-S20-BLOOM

Additional sculptures on estimates/open orders list:

1. LCO-S20-MARSH
2. LCO-S20-FATE
3. LCO-S20-BOCA



# LCO-S20-ACT

Three stacked cubes playfully balance on each other with a round sphere in each cube. Handcrafted and available in all LCO custom finishes, the dramatic Balancing Act Sculpture is different at every angle.

DIMENSIONS: 17"W x 78"H

BASE: 18"L x 10"W

SHOWN IN: Matte black and Antique silver

# LCO-S20-BLOOM



Three large quartz crystal spheres elegantly balance to depict flowers blooming in nature. In Bloom is a dramatic sculptural work of art and is available in all LCO custom finishes.

DIMENSIONS: 42"L x 12"W x 59"H

BASE: 16"L x 10"W x 1"H

MATERIAL: Steel and Quartz Crystal

SHOWN IN: Palmetto and Osprey

# LCO-S20-MARSH



Drawing from nature, the Marsh at Low tide Sculpture is inspired by reeds washed up in the marsh. Handcrafted by artisans, this statement sculpture is available in all LCO custom finishes.

DIMENSIONS: 54"L x 18"W x 37"H

BASE: 20" L x 12" W x 2" H

MATERIAL: Steel

SHOWN IN: Marsh Reed and Darkened Bronze

# LCO-S20-FATE



The Twist of Fate Sculpture, both elegant and grand, showcases a minimalistic egg upright and wrapped in copper tubing. Handcrafted by artisans, this whimsical sculpture is available in all LCO custom finishes.

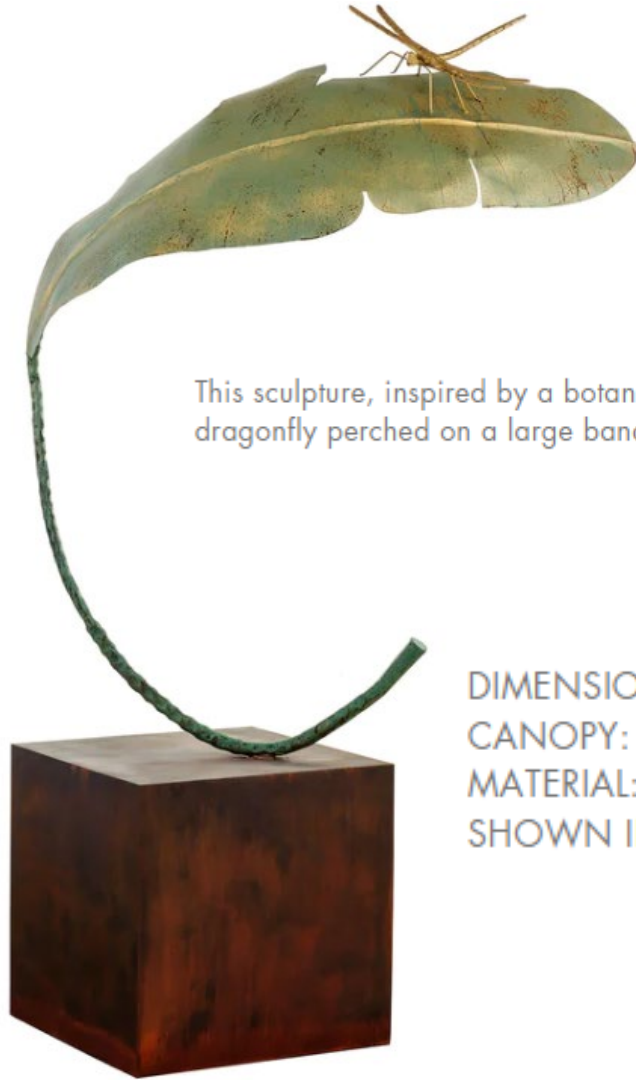
DIMENSIONS: 40"W x 50"H x 27"DEEP

BASE: 20"DIA

MATERIAL: Steel and copper

SHOWN IN: Raw steel and copper

# LCO-S20-BOCA



This sculpture, inspired by a botanical garden in the lowcountry, features a dragonfly perched on a large banana leaf.

DIMENSIONS: 48"W x 66"H

CANOPY: 18" SQ

MATERIAL: Steel

SHOWN IN: Palmetto, Antique Green and Darkened Bronze

